






Comparison Chart




Shower and bath equipment – safe working load \geq 190kg

Purpose: this list provides a starting point for assessors who are looking at equipment options from a range of suppliers

This list includes some equipment commonly requested through Enable New Zealand and does not include all options available in NZ. Information is current as of the date shown in the footer and subject to change.


Product name	Image	Safe working load (kg)	Supplier
Static Equipment			
Derby Bath Board		190	Cubro https://www.cubro.co.nz/products/non-logged-in/hygiene/mobile-showering/derby-bath-board
Cosby bath board		190	Cubro https://www.cubro.co.nz/products/non-logged-in/hygiene/mobile-showering/cosby-bath-board
Viking® Maxi shower chair		200	Cubro https://www.cubro.co.nz/products/non-logged-in/hygiene/shower-chairs-and-stools/viking--maxi-shower-chair


Juvo Viking® Maxi transfer bench			200	Cubro https://www.cubro.co.nz/products/non-logged-in/hygiene/mobile-showering/juvo-viking--maxi-transfer-bench
Viking® Maxi shower stool			200	Cubro https://www.cubro.co.nz/products/non-logged-in/hygiene/shower-chairs-and-stools/viking---maxi-shower-stool
Aspire Maxi shower chair			310	Active Healthcare https://www.activehealthcare.co.nz/products/bariatric-solutions/bariatric-hygiene/aspire-maxi-shower-chair/
Aspire MAXI Shower Stool			310	Active Healthcare https://www.activehealthcare.co.nz/products/bariatric-solutions/bariatric-hygiene/aspire-maxi-shower-stool/

Bariatric Shower Stool Adjustable Height with Arms		325	Tubular Equipment https://tubular.nz/product/bariatric-shower-stool-adjustable-height-with-arms/
Assist-A-Care Heavy Duty Bath Transfer Bench		350	Active Healthcare https://www.activehealthcare.co.nz/products/bariatric-solutions/bariatric-hygiene/assist-care-heavy-duty-bath-transfer-bench/
Assist-A-Care Heavy Duty Shower Stool		350	Active Healthcare https://www.activehealthcare.co.nz/products/bariatric-solutions/bariatric-hygiene/assist-care-heavy-duty-shower-stool/
Viking® Maxi plus shower stool		360	Cubro https://www.cubro.co.nz/products/non-logged-in/hygiene/shower-chairs-and-stools/viking--maxi-plus-shower-stool
Viking® Maxi plus bariatric shower stool		400	Cubro https://www.cubro.co.nz/products/non-logged-in/hygiene/shower-chairs-and-stools/viking--maxi-plus-bariatric-shower-stool

Mobile Shower Commodes				
Aspire range – attendant, self-propelled & TNS			200-250	Active Healthcare https://activehealthcare.co.nz/?s=aspire&post_type=product
Dallas shower commode			200	Medix 21 https://www.medix21.co.nz/products/shop-now/shower-and-bathroom/dallas/
Roll-In Buddy 26" Bariatric			200	Dynamic Healthcare https://dynamichealthcare.co.nz/products/sb6c-26-bariatric
Juvo Viking® range – attendant & self-propelled			200-300	Cubro https://www.cubro.co.nz/healthcare-products/hygiene?product-types-filter%5B%5D=products&query=viking

RAZ Complete Heavy duty tilt-in-space shower commode			272	Cubro https://www.cubro.co.nz/healthcare-products/hygiene/mobile-shower-commodes/raz-complete-heavy-duty-tilt-in-space-shower-commode
RAZ Heavy duty tilt-in-space shower commode			272	Cubro https://www.cubro.co.nz/products/non-logged-in/hygiene/mobile-showering/raz-heavy-duty-tilt-in-space-shower-commode
RAZ Heavy duty attendant-propelled shower commode			275	Cubro https://www.cubro.co.nz/products/non-logged-in/hygiene/mobile-showering/raz-heavy-duty-attendant-propelled-shower-commode
M2 300kg Wide El-Tip			300	Active Healthcare https://activehealthcare.co.nz/products/hygiene/mobile-shower-commodes/m2-300kg-wide-el-tip/
Carmina Bariatric shower commode			320	Arjo https://www.arjo.com/int/products/hygiene/shower-systems/carmina/

Cobi Rehab XXL shower commode		325	Cubro https://www.cubro.co.nz/products/non-logged-in/hygiene/mobile-showering/cobi-rehab-xxl-shower-commode
Freeway T100 shower chair		350	WS Medical 350kg SWL Shower Chair – WS Medical (2004) Limited
Broda Revive Bariatric Tilt & Recline Shower Commode		363	Active Healthcare https://www.activehealthcare.co.nz/products/bariatric-solutions/bariatric-hygiene/broda-bariatric-tilt-and-recline-shower-commode/
Aspire Bariatric Weight Bearing Platform Shower Commode – Attendant Propelled		400	Active Healthcare https://www.activehealthcare.co.nz/products/bariatric-solutions/bariatric-hygiene/aspire-bariatric-weight-bearing-platform-shower-commode-attendant-propelled/
M2 400kg Wide El-Tip		400	Active Healthcare https://activehealthcare.co.nz/products/hygiene/mobile-shower-commodes/m2-400kg-wide-el-tip/
Shower Trolleys			

HydroGo-E electric shower trolley		200	Cubro https://www.cubro.co.nz/healthcare-products/hygiene/shower-trolleys/hydrogo-e-electric-shower-trolley
Mobi Shower Trolley		220	Active Healthcare https://www.activehealthcare.co.nz/products/hygiene/shower-trolleys/mobi-shower-trolley/
Viking® Maxi Mobile shower trolley		245	Cubro https://www.cubro.co.nz/healthcare-products/hygiene/shower-trolleys/viking---maxi-mobile-shower-trolley
Select Aquatuff 300kg Bariatric Shower Trolley		300	Active Healthcare https://www.activehealthcare.co.nz/products/bariatric-solutions/bariatric-hygiene/aquatuff-bariatric-shower-trolley/